

DIVIDEND PAYOUT DECISIONS AND SHAREHOLDER WEALTH AT BAJAJ ALLIANZ LIFE INSURANCE

^{#1}Mrs N RAJANI, *Associate Professor,*

^{#2}V ABDUL KHADAR, *MBA Student,*

Department of MBA,

VISWAM ENGINEERING COLLEGE (Autonomous), ANGALLU, MADANAPALLE, AP.

ABSTRACT: This article looks at the relationship between shareholder wealth and dividend distribution decisions at Bajaj Allianz Life Insurance. Dividend policy is an important financial choice that affects both the company's capital structure and investor perception. The paper investigates the impact of the company's dividend distribution practices on shareholder value, taking into account both theoretical viewpoints, such as dividend relevance and irrelevance theories, and practical implications for long-term wealth building. The paper examines historical dividend data, profitability ratios, and market performance criteria to show how consistent and computed dividend payments contribute to market valuation and investor confidence. The data indicate that Bajaj Allianz Life Insurance's dividend policy significantly increases shareholder value while assuring financial stability and growth. The paper's findings on the most successful strategy to integrate shareholder interests with dividend programs can benefit company management, investors, and governments.

Keywords: *Dividend Policy, Shareholder Wealth, Bajaj Allianz Life Insurance, Dividend Payout Ratio, Wealth Maximization, Capital Structure, Profitability Analysis,*

1. INTRODUCTION

Dividend policies affect capital market efficiency by sending signals about firm value and governance, which is accomplished through the "clientele effect" and the removal of information asymmetry. As a result, they impact investor decisions and stock prices. A transparent and consistent dividend policy can boost a company's appeal, lower its cost of capital, and increase its value by attracting investors looking for measurable returns. Dividend policies, on the other hand, have an indirect impact on market efficiency since they influence capital reallocation and investment potential within corporate organizations and firms.

Dividend announcements address the information asymmetry between management and investors by informing the market about a company's performance and future prospects.

A consistent dividend policy can boost investor confidence and loyalty while increasing stock liquidity and price stability by attracting a specialized "clientele" of investors who value quick cash returns.

Cash dividends ensure quick liquidity by making prompt cash payments to proprietors. Stock dividends, on the other hand, are not cash payments, but rather the transfer of extra shares to current shareholders.



Dividend distribution decisions, which are critical components of a company's financial strategy, influence both internal capital management and external investor perception. Businesses must decide whether to reinvest revenues in expansion possibilities or pay dividends. This decision has an impact on future project funding and liquidity, as well as the market's perception of the company's stability and sound financial position. When deciding whether to keep profits for development or distribute them as dividends, it is critical to perform a thorough analysis of investment prospects, cash flow needs, and shareholder expectations.

Dividend policies have a considerable impact on shareholder wealth, influencing investor satisfaction and market valuation. Investors typically see steady and predictable dividends as an indication of a company's profitability and resilience, which can boost stock demand and market price. However, the company may face difficulties in funding expansion as a result of large dividend payments, which could have an influence on long-term value growth. As a result, businesses must strike a balance by ensuring that dividend policies are consistent with the goal of maximizing shareholder value while also preserving operational flexibility and sustainable development objectives.

2. LITERATURE SURVEY

Abdiaziz, M. A., Kithinji, M., & Mutegi, D. (2025). This inquiry looks into the impact of dividend distribution restrictions on the value of companies listed on Kenya's Nairobi Securities Exchange. The paper uses regression techniques to analyze the relationship between firm value and dividends, utilizing panel data from a variety of firms over a five-year period. According to the findings, companies with higher dividend payment rates tend to have better stock values and greater investor trust. According to the report, dividends communicate financial stability to the market and shareholders. Nonetheless, large payouts may limit reinvestment opportunities, stifling long-term growth. The results emphasize the necessity of striking a balance between retained earnings and dividend distribution. The report gives financial administrators crucial information that they can use to maximize shareholder wealth. Policy implications include that dividend programs should be matched with investor expectations and corporate objectives in light of Kenya's expanding market.

J. Risk Financial Manag. (2024). This paper looks into the combined effects of ownership structure and dividend policy on business risk and market liquidity in emerging economies. The paper uses econometric models to estimate the direct and interactional impacts of dividend payout and ownership concentration on a sample of publicly traded companies. The findings indicate that firms with more evenly distributed ownership and consistent dividend payouts are less vulnerable to market risk. Consistent dividend policies, as well as increased trade activity, help to boost market liquidity. When concentrated ownership is combined with inconsistent dividend distributions, investor interest declines and corporate risk increases. The findings highlight the importance of corporate governance in affecting dividend decisions. Dividend payments also function as a risk management tool, contributing to the stock market's operation. The paper adds to the current body of literature by finding a link between dividend policy, firm-level governance, and overall market performance.

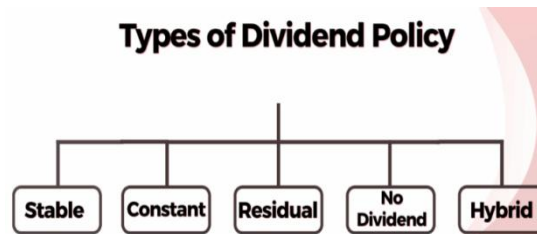


Chakkravarthy, B., Rengaraju, N., & Parayitam, S. (2023). This paper looks at the relationship between institutional holdings, promoter holdings, and the dividend payout ratio in influencing business value. The paper alters the age and size of listed enterprises and uses panel data to capture contextual changes within organizations. The findings show that promoter shareholding has a beneficial influence on dividend payments, which in turn raises the value of the firm, particularly in established enterprises. Conversely, the influence of significant institutional ownership on firm valuation varied depending on the size of the company; however, it was discovered that such ownership tended to impose pressure for dividend increases. The results show that ownership structure has a major impact on dividend schemes in emerging markets. The moderating effect of firm size implies that larger organizations benefit more from consistent payout practices than smaller ones. The paper adds to the existing body of knowledge about dividends by combining corporate governance factors with distribution options. Managers and regulators should examine ownership patterns when formulating dividend policy, as the implications demonstrate.

Munzhelele, F., Wolmarans, H., & Hall, J. (2022). This paper creates and evaluates a dividend relevance pay-out model in the context of a growing economy. The paper looks into whether dividend policies have a direct impact on company value in markets with less investor protection and higher volatility, using data from South African listed companies. Dividends are important in this situation because continuous payouts boost investor trust and market valuation, according to empirical studies. The findings imply that dividends are a reliable predictor of financial stability in circumstances with inadequate transparency. The data suggest that dividends are more important to investors in emerging markets than capital gains. Furthermore, corporations were able to reduce perceived investment risk by having a regular payout policy. The analysis backs policies that promote dividend consistency and provides evidence against dividend irrelevance in emerging markets. One of the ideas is to use balanced payment methods to attract long-term investors to developing economies.

3. TYPES OF DIVIDEND POLICIES

Businesses adopt a variety of tactics based on their goals, financial situation, and investor expectations. This section provides simplified descriptions for the most common forms of compensation policies.



Stable Dividend Policy

A consistent dividend policy is one in which a firm pays a consistent or progressively increasing dividend each year, regardless of its profitability. The major goals are to build trust and provide stockholders with a regular income. This method is commonly used by large, respected enterprises with steady cash streams.

These companies avoid decreasing dividends since it would generate an incorrect image among investors. Long-term investors that value stable profits over volatile fluctuations are particularly drawn to dividend stability.

Constant Dividend Policy

Businesses with a continuous dividend policy give a predetermined amount of their income as dividends. Consequently, dividends increase in tandem with increasing profits and decrease in tandem with declining profitability. Regardless of annual variations, the corporation benefits from the flexibility provided by dividend income for shareholders.

In industries with fluctuating revenues, this notion is especially useful for organizations that want to keep compensation in line with actual performance. It may be risky for investors that rely on regular dividend payouts.

Residual Dividend Policy

The corporation provides dividends after covering its capital needs, such as equipment purchases, business expansion, or debt repayment, under a residual dividend policy. Simply put, dividends are the money left over after business expenses. This method is used by expanding companies that need finance.

This guideline helps businesses avoid investment financing, although payments vary. If the company emphasizes expansion, owners may not receive annual dividends.

No Dividend Policy

Dividends are not distributed by the organization when it observes a no-dividend policy. Instead, the entire profit is reinvested within the organization. This is more prevalent in startups or technological companies, when short-term shareholder payments are less important than growth.

The firms in issue believe that reinvesting their profits now will allow them to grow faster and earn higher returns over time as stock prices rise. However, investors looking for continuous income may not be interested in this product.

Hybrid Dividend Policy

The hybrid dividend policy incorporates both stable and residual dividend plans. It combines the best features of both worlds, paying a minimum set payout on a steady basis while also providing additional dividends during moments of strong performance. The company's ability to use profits for growth is retained, and shareholders are satisfied.

Numerous successful firms use this practice to align investor expectations with future company requirements. It also represents financial stability and sound management strategies.

Irregular Dividend Policy

A dividend policy that is irregular is devoid of a schedule or quantity. Firm may pay one year, skip the next, and modify amount. Cash flow, profit, and company needs vary.

Revenue-shifting or seasonal or economic enterprises use this method. These companies' investors may see revenue volatility and surprises.



4. DATA ANALYSIS AND INTERPRETATION

DIVIDEND PAYOUT HISTORY (2021–2025) AT BAJAJ ALLIANZ

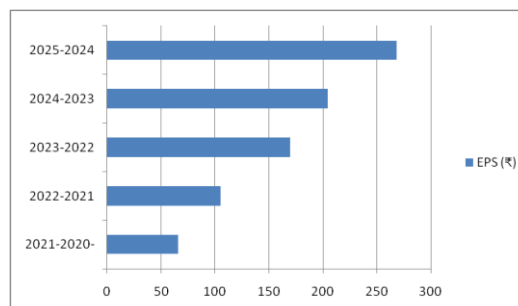
Year	Face Value (₹)	Dividend per Share (₹)	Dividend (%)
2021-2020-	2	10	5.06
2022-2021	2	20	9.56
2023-2022	2	30	17.65
2024-2023	2	36	17.64
2025-2024	2	56	20.89



INTERPRETATION: The company's dividend per share has continuously raised from ₹10 in 2020-2021 to ₹56 in 2024-2025, demonstrating its strong commitment to rewarding shareholders. Furthermore, the dividend % has continually increased, indicating that profitability and cash distribution have improved. The growth trend shown over the last five years demonstrates the company's focus on increasing shareholder wealth and financial security.

Earnings Per Share (EPS) Trend (2021–2025)

Year	EPS (₹)
2021-2020-	65.64
2022-2021	104.89
2023-2022	169.96
2024-2023	204.27
2025-2024	268.12



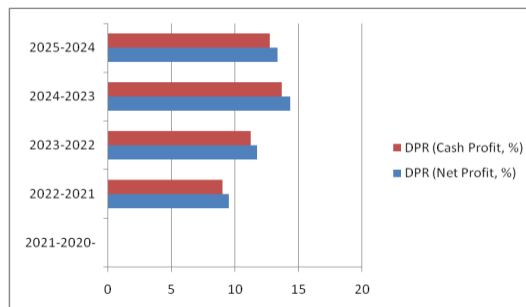
INTERPRETATION: Earnings Per Share (EPS) increased steadily over a five-year period, from ₹65.64 in 2020-2021 to ₹268.12 in 2024-2025. This means that the organization's profitability and operational efficiency have significantly increased. The growing trend



illustrates the company's potential to generate higher earnings for its owners, which raises total shareholder value.

Dividend Payout Ratio (DPR) Analysis (2021–2025)

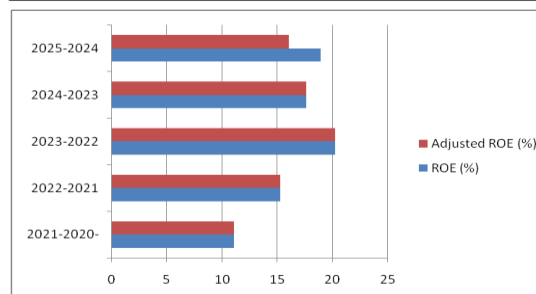
Year	DPR (Net Profit, %)	DPR (Cash Profit, %)
2021-2020-	0	0
2022-2021	9.48	8.98
2023-2022	11.73	11.24
2024-2023	14.35	13.67
2025-2024	13.36	12.73



INTERPRETATION: The Dividend Payout Ratio (DPR) has risen from 0% in 2020-21 to more than 13% in 2024-25, as the corporation has gradually increased the percentage of profits distributed as dividends. This ratio is based on both net and cash profits. DPR's sustained growth reflects a balanced approach to rewarding shareholders while maintaining sufficient revenues for reinvestment. The slight fall in 2024-25 indicates a careful approach to maintaining financial stability despite higher profits.

Return on Equity (ROE) Analysis (2021–2025)

Year	ROE (%)	Adjusted ROE (%)
2021-2020	11.09	11.09
2022-2021	15.24	15.24
2023-2022	20.2	20.2
2024-2023	17.63	17.63
2025-2024	18.93	16.04



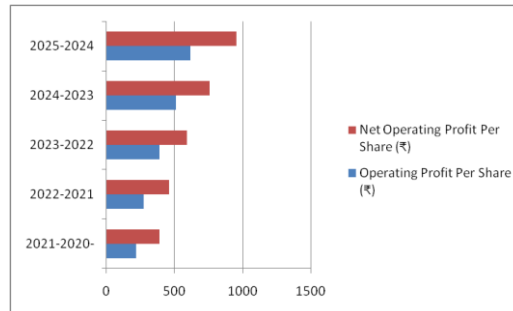
INTERPRETATION: Return on Equity (ROE) and Adjusted ROE show strong profitability trends, increasing from 11.09% in 2020-21 to a high of 20.2% in 2022-23. The overall performance demonstrates the company's effective use of shareholder capital to create returns, with a modest fall in ROE to 17.63% in 2023-24 and an adjusted ROE of 16.04% in



2024-25. The sustained high ROE over time demonstrates financial efficiency and wealth generation for shareholders.

Net Operating Profit Per Share (2021–2025)

Year	Operating Profit Per Share (₹)	Net Operating Profit Per Share (₹)
2021-2020	217.35	390.52
2022-2021	272.65	460.24
2023-2022	389.89	589.35
2024-2023	509.19	758.3
2025-2024	617.15	955.54



INTERPRETATION: The company's Operating Profit Per Share (OPPS) and Net Operating Profit Per Share (NOPPS) have increased consistently and significantly over the last five years. OPPS rose from ₹217.35 in 2020-21 to ₹617.15 in 2024-25, while NOPPS increased from ₹390.52 to ₹955.54. This implies a higher level of operational efficiency and a greater ability to generate earnings per share. The growth trend suggests improved management performance and a positive influence on shareholder value.

5. CONCLUSION

Finally, the determination of shareholder value is dependent on dividend distribution decisions, which act as a link between a company's profitability, growth potential, and investor expectations. A well-planned dividend policy not only rewards shareholders with predictable returns, but it also displays management's belief in the company's financial stability and future profitability. Maintaining a balance between retained earnings for reinvestment and timely dividend payments ensures long-term growth and greater investor confidence. Businesses can best optimize shareholder value by remaining consistent, responding to market and economic situations, and taking into account elements such as cash flow, taxation, and profit patterns. Finally, strategic dividend decisions are an important part of corporate financial management since they help to create long-term value, improve investor relationships, and reinforce the company's market reputation.

REFERENCES

1. Windsor, Duane. "Shareholder Wealth Maximization." In Finance Ethics. John Wiley & Sons, Inc., 2011.
2. Baker, H. Kent. Dividends and Dividend Policy. John Wiley & Sons, Ltd., 2009.
3. Shukla, Omprakash. Dividend policy & corporate sector. Paradise Publishers, 2012.



-
4. Desai, Mihir A. Dividend policy inside the firm. National Bureau of Economic Research, 2002.

